



Tacoma Police Updates

City of Tacoma | Tacoma Police Department

City Council Study Session

April 16, 2024





Presentation Type



Informational Only



OVERVIEW



- Violent Crime Reduction Plan Mid-Year 2 Results



Tacoma Violent Crime Reduction Plan Mid-Year 2 Results

Dr. Michael R. Smith

Dr. Rob Tillyer

Dr. Brandon Tregle

Dr. Yongjae (David) Nam

Center for Applied Community & Policy Research

Department of Criminology & Criminal Justice

April 16, 2024



Project Background



Drawing from a substantial body of research on the evidence-based crime control strategies, the Tacoma Crime Plan includes three components:

1. A near-term hot spots policing strategy meant to substantially increase police visibility at addresses where violent crime is concentrated and prioritize street-level deterrence in these areas.
2. A mid term strategy focused on violent places within the city using a Problem-Oriented, Place-Based Policing approach.
3. A longer-term Focused Deterrence strategy to help break the cycle of violence among the small number of repeat and high-risk offenders who are responsible for committing most of the violent crime in Tacoma.



Hot Spots Policing Strategy



Beginning early July 2022, TPD began executing its near-term, hot spots policing strategy:

- Focus is on violence-prone addresses by increasing police visibility at or near those locations (associated hundred blocks) to deter violent offenders
- Officers are dispatched to recommended hot spots during peak crime hours
 - Officers are instructed to be within sight of the hot spot address for least 15 minutes with all vehicle lights illuminated
 - Starting in Period 5 (May 2023), randomly assigned over half of hot spots to an “HV+” treatment that involved officers exiting their lighted patrol cars and foot patrolling in the immediate vicinity
 - In recent periods most hot spots have been assigned HV+ treatment



Mid-Year 2 Analysis Plan

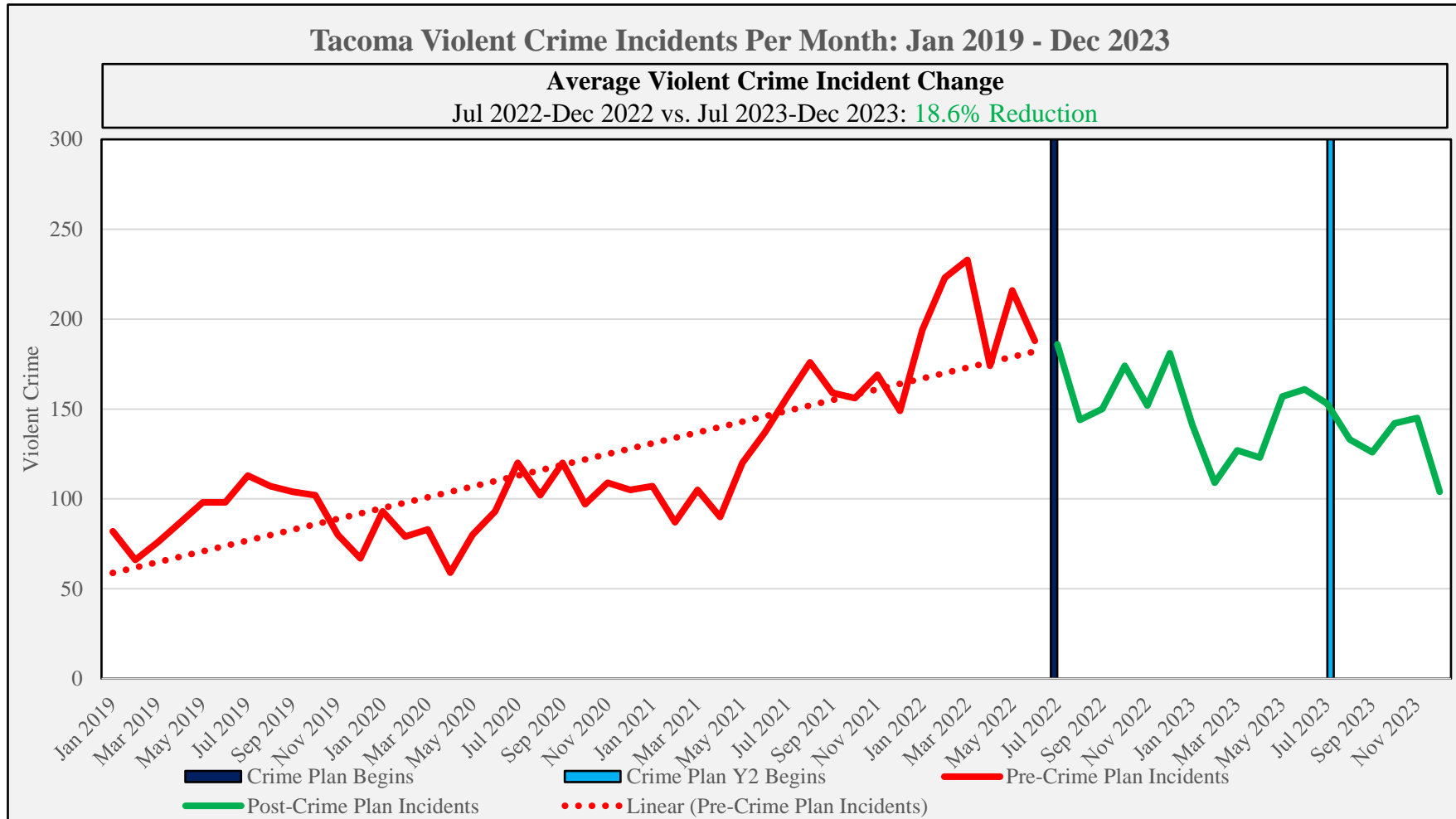


July 2023 through December 2023

1. City-wide changes in violent street crime (murder, robbery, non-family violence aggravated assault)
 - Six-month period trend analysis by violent incidents, victimization, crime type
2. Hot spots analysis
 - Change in violent crime at hot spots compared to same months last year and 12-month averages
 - Contribution of hot spot crime to city-wide totals
3. Change in arrests and calls for service
4. Treatment fidelity: Alignment between expected and actual treatment at hot spots

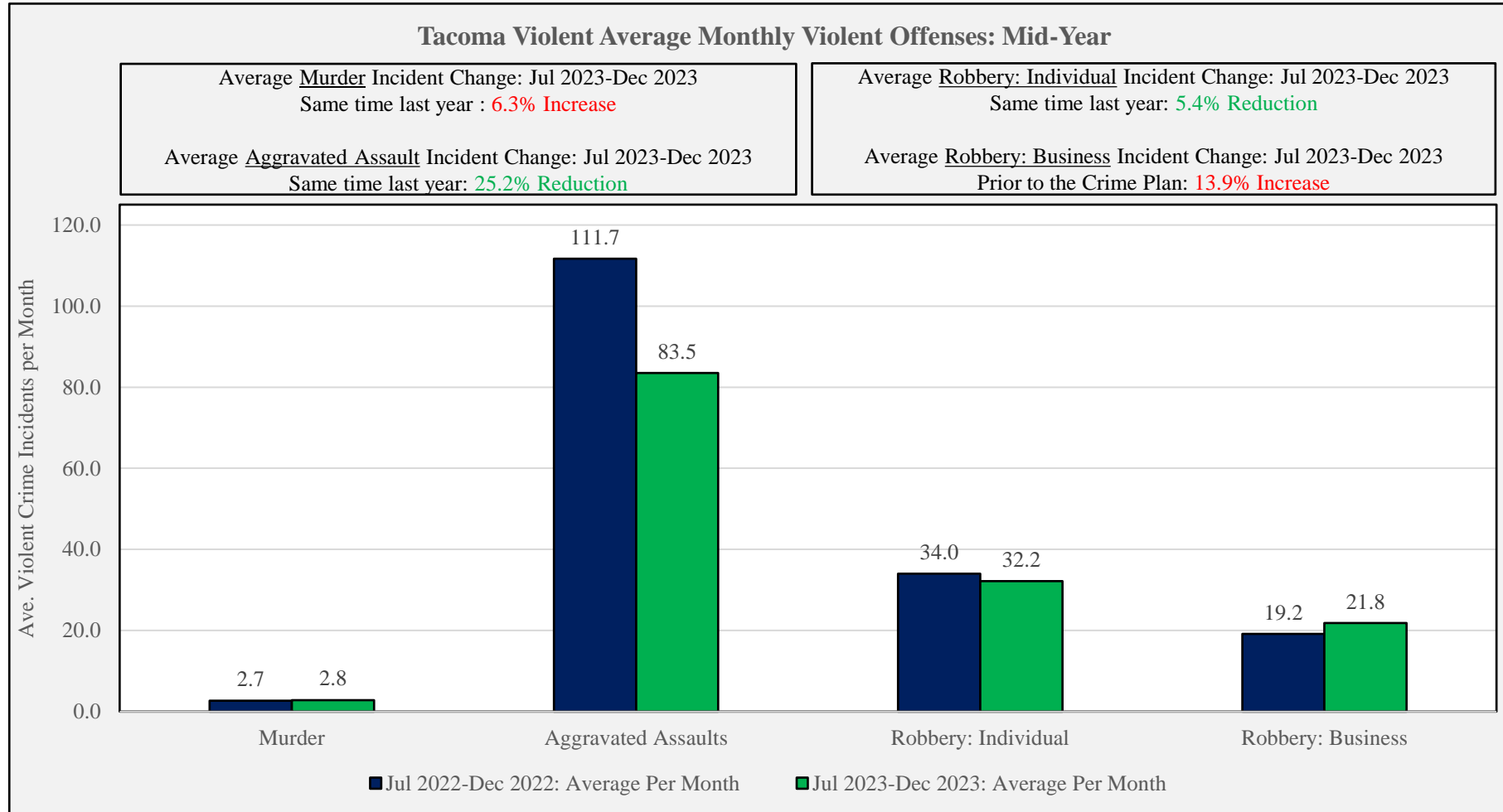


Violent Incidents: Five Year Trend



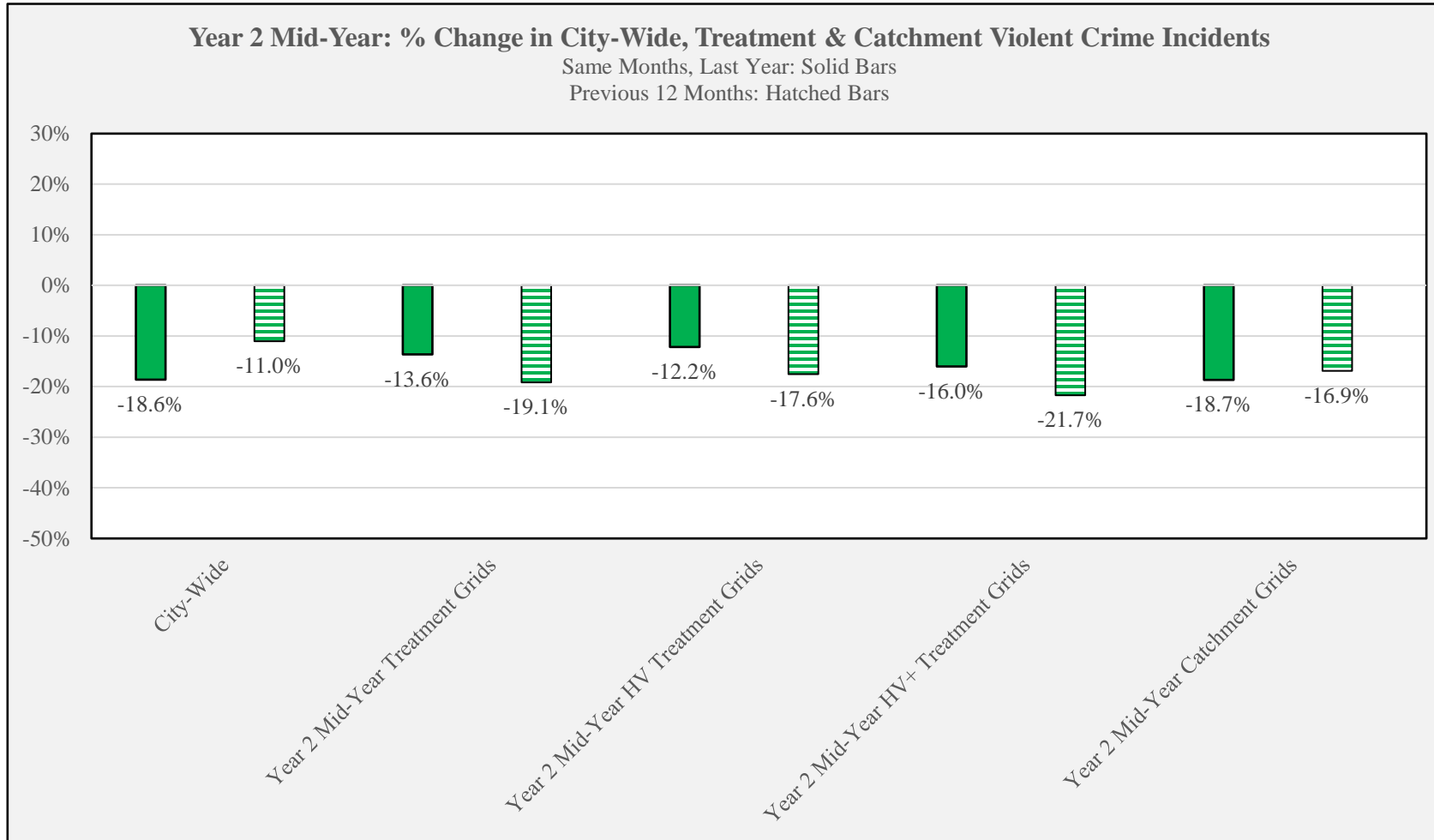


Change by Crime Type: Treatment v. Last Year





Violent Crime Change in Hot Spots

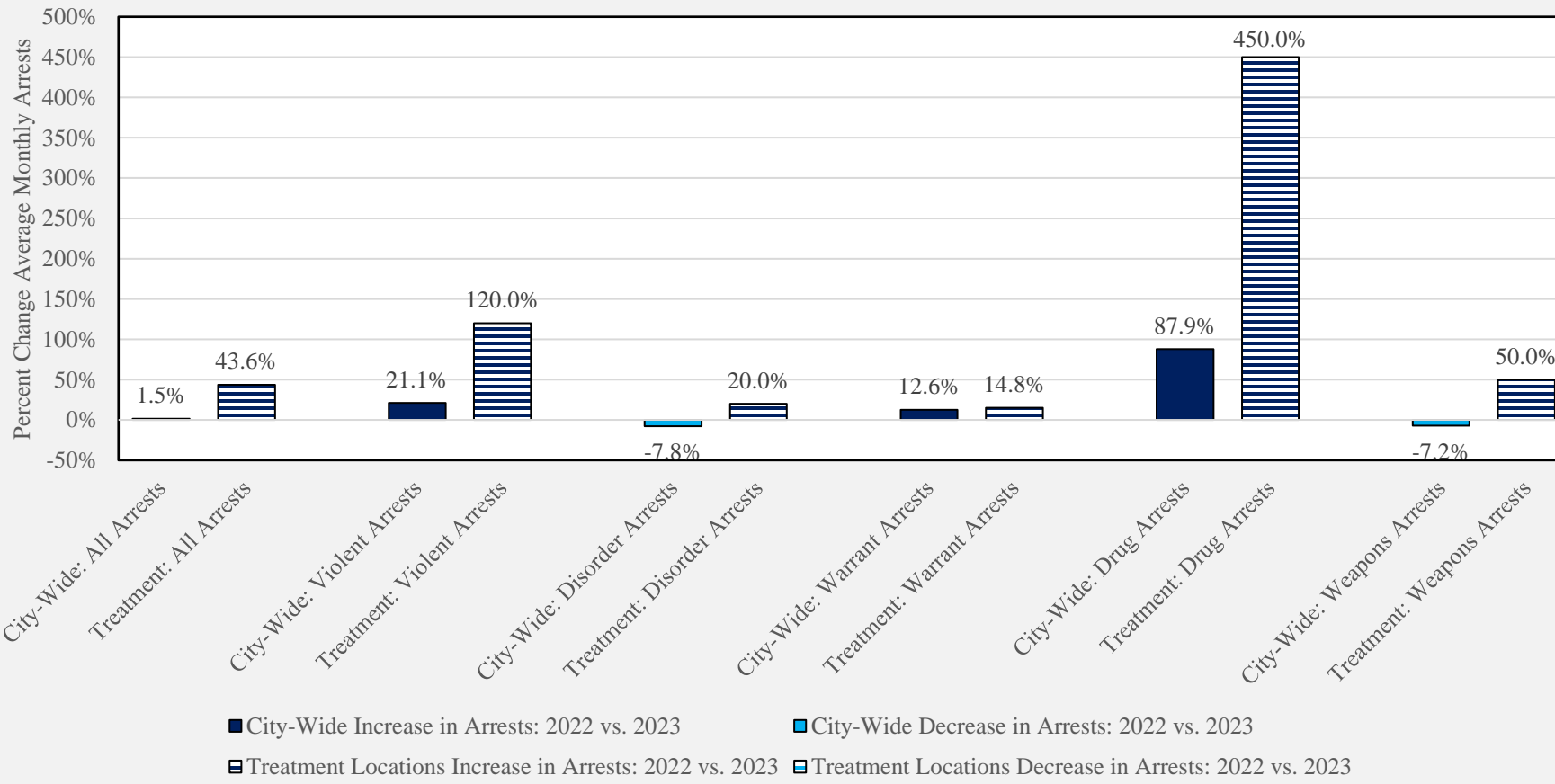




Change in Arrests

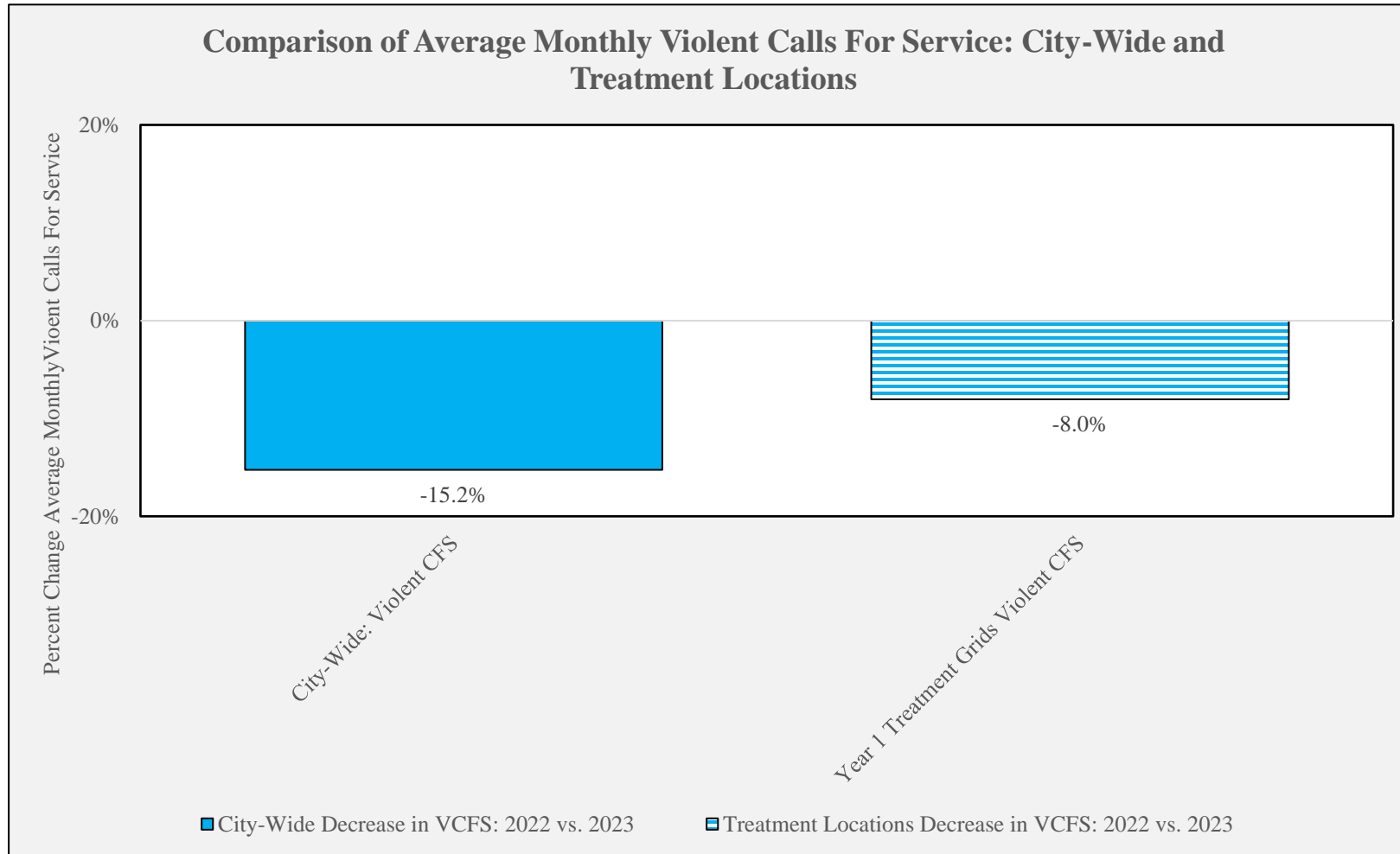
Comparison of Average Monthly Arrests: City-Wide and Treatment Locations

Note: These percent changes are based on very low incident numbers and should be interpreted with caution.





Change in Calls for Service





Treatment Fidelity



Treatment Periods	Fidelity Rate
Period 6	98.6%
Period 7	100.5%
Period 8	98.0%

Mid-Term Strategy: Problem-Oriented, Place-Based Policing



Place-based strategy to reduce violence and the underlying conditions that create violent places

- Focused on persistently violent places
- Data-driven
- Multi-disciplinary

In spring 2023, UTSA trained Tacoma department directors and designated working group members on the strategy.

By fall 2023, the working group developed a detailed operations plan to address violence at 8810/8820 Hosmer Street.



Solutions on Hosmer Street

- Code compliance by affected properties
- Homeless solutions
- Blight/trash removal
- Engagement with community stakeholders



Impact on Hosmer Street

8820 Hosmer Outcome Measure	Treatment (Oct – Dec 2023)	Last Year (Oct – Dec 2022)	Treatment v. Last Year: % Change
Violent Offenses	0	3	-100%*
Homeless-Involved Crime	0	1	-100%*
Calls for Service	0	7	-100%*

*Percent changes are based on small monthly averages and should be interpreted with caution.



Mid-Year 2 Summary (1 of 2)

- **Tacoma experienced a 18.6% decrease in violent street crime incidents during the last six months of 2023** compared to the same months (July – December) in 2022. Yearly violent crime counts remain substantially higher than they were prior to the onset of the Covid 19 pandemic.
- **Violent crime in treated hot spots was down more than 13% compared to the same months last year**, and it was down even more (-18.7%) in surrounding catchment areas, indicating that crime displacement did not occur as a result of the hot spots treatment.
- **Violence-related calls for service were down 15% city-wide and 8% in treated hot spots compared to last year.**



Mid-Year 2 Summary (2 of 2)



- During the two months of POPBP treatment at 8810/8820 Hosmer St., there were **no recorded violent crimes or violence-related calls for service**
- Taken together, these results provide **strong evidence that the Crime Plan's focus on hot spots was likely responsible for an 18.6% reduction in city-wide violent crime compared to the previous year.**



Next Steps – Mid-Term Strategy



- Problem-Oriented, Place-Based Policing (POPBP)
 - POPBP strategies are **carefully tailored to address underlying conditions that contribute to recurring problems** in crime-prone locations and can be **more effective at reducing crime than** merely increasing or intensifying **traditional police activities**.
- Initial location: **8810/8820 Hosmer Street**
- POPBP Working Group has developed an operations plan for the area
- The working group has begun implementation, and data collection is underway
- Engagement with stakeholders and community members in the area have already produced improvements
- The site likely will move into a maintenance phase in the near future
- An additional site(s) will be identified soon

Next Steps

- Finalize plans for second POPBP site – E. 25th St.



- Begin discussions and planning for Phase 3 of the Crime Plan – Focused Deterrence



UTSA Evaluation



- **Hot spot policing evaluation and reporting continues**
- **POPBP**
 - Monitor data collection processes
 - Advise on any emerging issues or concerns
 - **Conduct process & impact evaluation** of second POPBP site
 - **Follow key outcome metrics over time** to track longer-term impacts
- **Analyze data and prepare Year 2 report on implementation and impact of the Tacoma Crime Plan**



Questions?

Contact Info:

Dr. Michael R. Smith

m.r.smith@utsa.edu

UTSA[®]